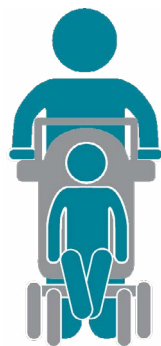


Accessible Space Dimensions



675mm

Person walking¹



700mm

Person with a mountain
buggy²



1400mm

Person with a mountain
buggy¹



750mm

Person with a walking
stick¹



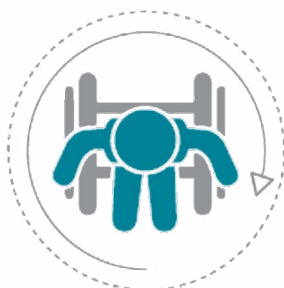
780mm

Person with a side-by-
side stroller⁴



800mm

Person with a manual
wheelchair¹



1800mm

Turning circle of a
manual wheelchair¹



800mm

Person with an electric
mobility scooter¹




1300mm

Person with an electric
mobility scooter⁵



850mm

Person with a walking
frame¹



900mm

Person with a grocery crate⁶



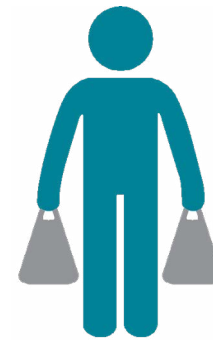
900mm

Person with a shopping trolley⁷




950mm

Person with forearm crutches¹



1000mm

Person with shopping bags⁸



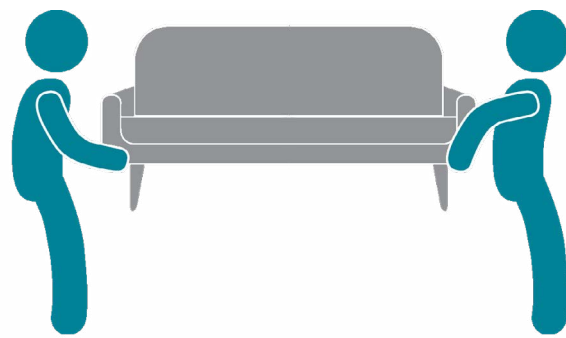
1100mm

Person with an assistance dog^{1,15,16}



1000mm

People moving furniture⁹



700mm

2000mm

700mm

People moving furniture⁹



1200mm

Person walking with a person assisting³



1275mm

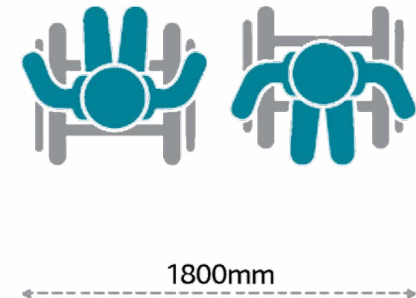
Person walking with a standard bicycle¹⁰



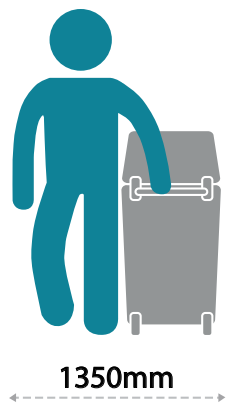
People communicating using NZ sign language¹¹



A person next to a person with a wheelchair¹



Two wheelchairs passing each other¹



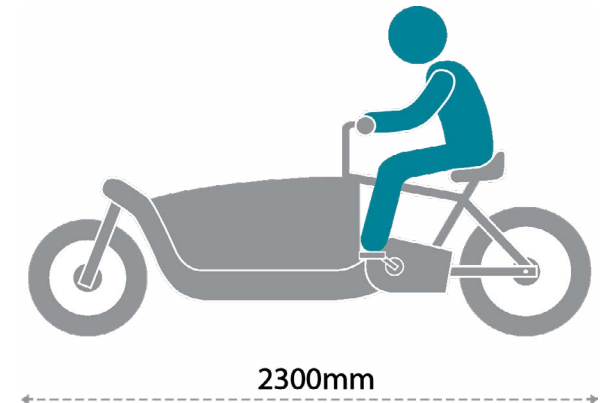
Person with a wheeled bin¹⁷



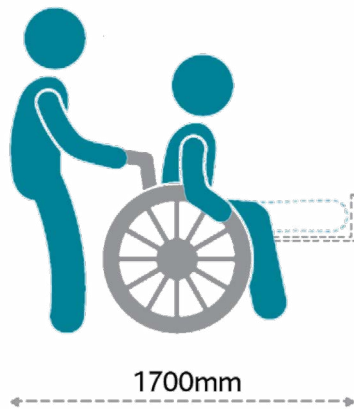
Person on a bike¹²



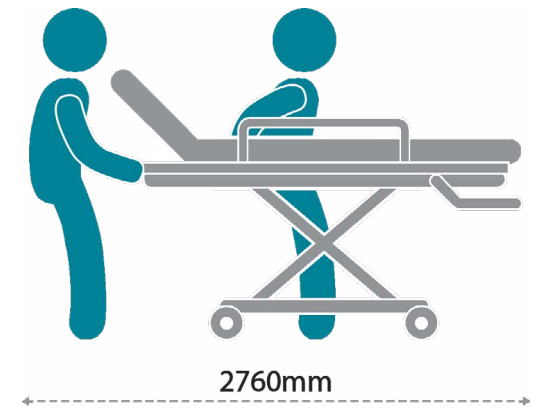
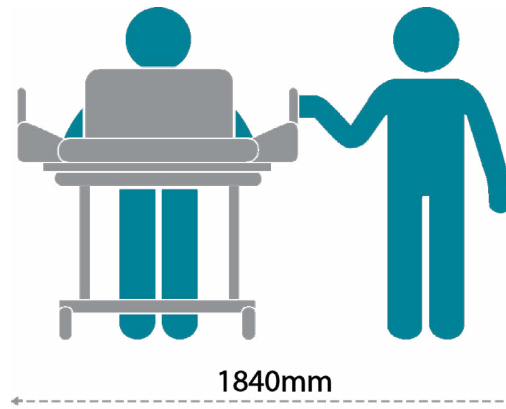
Person on a cargo bike¹²



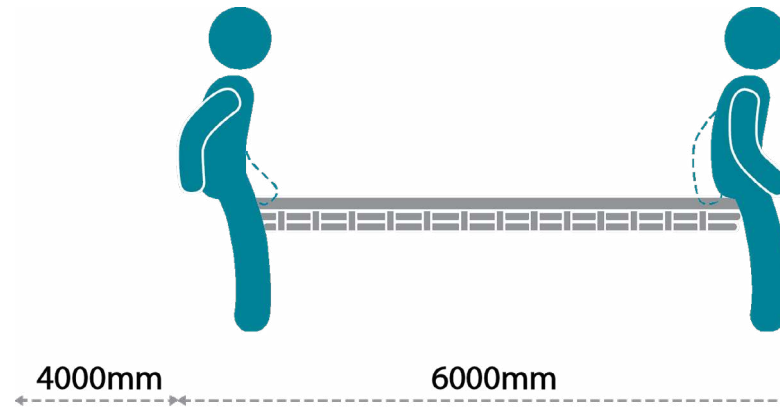
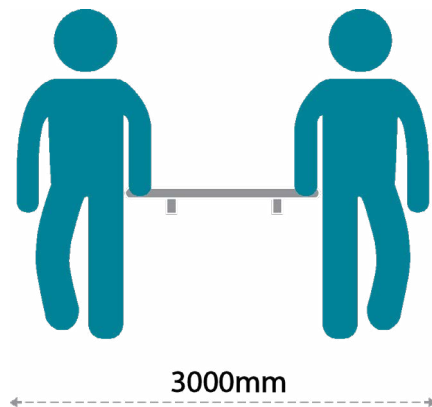
Person on a cargo bike¹²



A person with a wheelchair with an elevating leg rest¹



Two paramedics with a bariatric stretcher¹³



Four fire fighters with a fire service ladder¹⁴

Reference List

1. Irish Wheelchair Association. (2020). Best Practice Access Guidelines - Designing Accessible Environments. p. 44. Retrieved from <https://www.iwa.ie/access-guidelines/best-practice-access-guidelines-4/>
2. Dimensions sourced from NZ's most common average buggy sizes Standards New Zealand (2001). NZS: 4121 Design for access and mobility - Buildings and associated facilities. Wellington, NZ: SNZ. Retrieved from <https://www.standards.govt.nz/shop/nzs-41212001/>
3. Dimension sourced from NZ's average side-by-side stroller sizes
4. Dimension sourced from NZ's average mobility scooter sizes
5. Dimension sourced from NZ's average grocery crate sizes
7. Dimension sourced from NZ's average shopping trolley sizes
8. Dimension sourced from anthropometric measurements
9. Auckland Council. (2022). Auckland Design Manual - Living and dining spaces. <https://www.aucklanddesignmanual.co.nz/en/design-guidance/terraced-homes.html>
10. Dimension sourced from NZ's average bike sizes
11. Deaf Aotearoa, 2019
12. Sustrans. (2019). Space Requirements. Retrieved from <https://www.sustrans.org.uk/for-professionals/infrastructure/sustrans-traffic-free-routes-and-greenways-design-guide/sustrans-traffic-free-routes-and-greenways-design-guide-contents/2019-design-guidance/part-2-design-details/6-space-requirements>
13. Stryker. (2020). Power-PRO XT powered ambulance cot. Retrieved from https://www.stryker.com/content/dam/stryker/ems/products/power-proxt/resources/PowerPROXT_brochure_MktLit112RevK1.pdf
14. Fire and Emergency New Zealand, personal communication, 08/02/22
15. Information on Guide Dogs: <https://blindlowvision.org.nz/guide-dogs/>
16. Information on Assistance Dogs: <https://www.assistedogstrust.org.nz/>
17. Auckland Council. (2019). Design Element R7: Design for Waste. Retrieved from <https://www.aucklanddesignmanual.co.nz/en/design-guidance/residential-design-elements.html>

Note: Ensure that adequate clearance is provided either side when designing for wheeled mobility devices, a minimum of 100mm is recommended. 500mm clearance for separation of cyclists riding between pedestrians and other cyclists.

Version 3.11 - September 2025